

# FUJIFILM

Product Code    Numéro de Produit    Código de Producto    **600007031**

## CN-16 NEG N1-MV Developer Replenisher

# N1

### To Make 5 Liters Replenisher Solution

Start with 2.7 Liters Water	Add 1 bottle (2 Liters)	Rinse bottle with 300 ml of water. Add and mix for a total of 5 Liters. Mix using 20 strokes.
-----------------------------	-------------------------	---


95 - 105° F  
(35 - 41° C)



### Pour Préparer 5 Litres de Solution de Renforteur

Commencer avec 2.7 Litres d'eau	Ajouter une bouteille (2 litres)	Rincer la bouteille avec 300 ml d'eau. Ajouter et mélanger pour un total de 5 litres. Mélanger à l'aide de 20 mouvements.
---------------------------------	----------------------------------	---

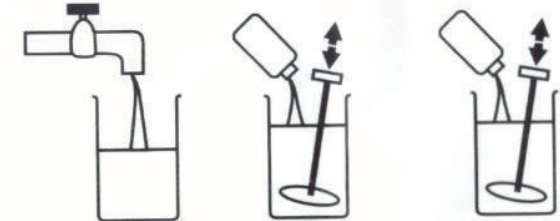
95 - 105° F  
(35 - 41° C)



### Para Hacer 5 Litros Solución Refuerzo

Empiece con 2.7 Litros de Agua	Añada 1 botella (2 litros)	Enjuague la botella con 300 ml de agua. Agregue y mezcle para un total de 5 Litros. Mezcle haciendo 20 batidos
--------------------------------	----------------------------	--

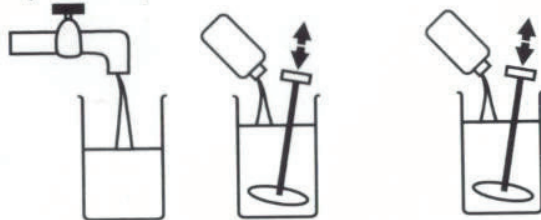
95 - 105° F  
(35 - 41° C)



### To Make 1 Liter Working Tank Solution

Start with 225 ml Water	Add 25 ml CN-16 Negacolor N1-S Developer Starter (600005425)	Add 750 ml mixed CN-16 NEG N1-MV Developer Replenisher. Mix until uniform.
-------------------------	--	--

95 - 105° F  
(35 - 41° C)

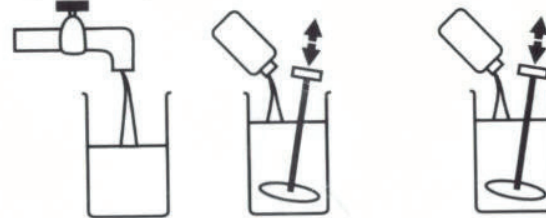


Technical Hotline 1-800-526-0851

### Pour Préparer 1 Litre de solution de travail

Commencer avec 225 ml d'eau	Ajouter 25 ml de CN-16 Negacolor N1-S Developer Starter (600005425)	Ajouter 750 ml de mixte NC-16 N1-MV Developer Replenisher. Mélanger jusqu' à uniformité.
-----------------------------	---	--

95 - 105° F  
(35 - 41° C)

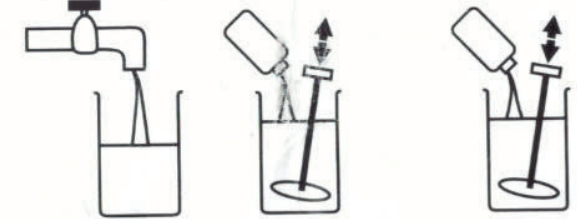


Ligne d'assistance technique 1-800-526-0851

### Para Preparar 1 Litro de solución de trabajo

Empiece con 225 ml de Agua	Añada 25 ml Negacolor N1-S Developer Starter (600005425)	Añada 750 ml de mezcla de refuerzo CN-16 NEG N1-MV Developer Replenisher. Mezclar hasta que este uniforme.
----------------------------	--	--

95 - 105° F  
(35 - 41° C)




Teléfono para Emergencias Técnicas  
1-800-526-0851

7173261

**CN-16L N2-R REPLENISHER MIXING INSTRUCTIONS**  
**PRODUCT # 600021483**

**CN-16L N2-R**

**N2-R**



- |   |  |
|---|--|
| 1 | ADD 2 BOTTLES (2000 ml. each) TO THE REPLENISHER TANK                                    |
| 2 | RINSE THE REPLENISHER TANK FUNNEL WITH A MINIMAL AMOUNT OF WATER FROM THE SQUEEZE BOTTLE |

To make a starting **N2** working tank mix multiply the tank volume by the one liter ratio given below:

Total Volume	Replenisher N2R	Water	NIS
ONE LITER	667 ml.	333 ml.	None
<b>ONE LITER For FP232B Only</b>	667 ml.	250 ml.	83 ml.